



یوتھ ایجوکیشن اینڈ ویلفیئر سوسائٹی ناسک

YOUTH EDUCATION AND WELFARE SOCIETY'S

NATIONAL SENIOR COLLEGE

● Affiliated to the Savitribai Phule Pune University, Pune ● NAAC ACCREDITATION 'B' Grade
FACULTY : ARTS, COMMERCE, B.B.A., B.B.A. (CA) & B.Sc. (Computer Science)

Public Trust Regd. No.F-1892, Nashik.
Scty. Regd. No. Maharashtra / 1960 / Nashik

RELIGIOUS & LINGUISTIC MINORITY INSTITUTION

"National Campus", Maulana Azad Road, Sardar Circle, Nashik-422001. Ph. 0253-2596692

● E_mail : nationalseniorcollege@gmail.com ● website : www.yewsnational.org ● College ID No. : PU / NS / AC / 106 / 2007

Internal Quality Assurance Cells (IQAC)

Criterion I: Curricular Aspects

1.4.1. Institution obtains feedback on the syllabus and its transaction at the institution from the following stakeholders

1) Students 2) Teachers 3) Employers 4) Alumni

Response: A. All of the above

Supportive Documents Index

| Sr. No. | Sample Documents |
|---------|---|
| 1. | Link of Feedback Form: |
| | Student's Feedback on Curriculum https://forms.gle/1TjTgstWVnFMV9ZN9 |
| | https://forms.gle/kLVTKDw8X62Gw7Ep7 |
| | Alumni's Feedback on Curriculum https://forms.gle/ECR4uas5MeBz2oes6 |
| | Employer's Feedback on Curriculum https://forms.gle/1bHCXwmJU1eGTHgZ7 |
| 2. | Analysis Report of Feedback: |
| | Student's Feedback on Curriculum |
| | Teacher's Feedback on Curriculum |
| | Alumni's Feedback on Curriculum |
| | Employer's Feedback on Curriculum |
| 3. | Sample Filled Form of Stakeholders |


IQAC CO-ORDINATOR
National Senior College
Nashik - 01




PRINCIPAL
NATIONAL SENIOR COLLEGE,
Nashik...

Feedback Analysis Report

[Academic Year: 2022-23]



The feedback on curriculum was collected through online mode from all the stakeholders in the academic year 2022-23. Feedback forms are available on the college website and can be filled online using given web links.

- **Feedback Type** : Online
- **Website address** : <http://www.yewsnational.org>
- **Links for Stakeholders:**

| Form | Name of the Stakeholder | Link for Google Form |
|------|------------------------------------|---|
| A | Feedback on Curriculum by Student | https://forms.gle/1TjTgstWVnFMV9ZN9 |
| B | Feedback on Curriculum by Alumni | https://forms.gle/ECR4uas5MeBz2oes6 |
| C | Feedback on Curriculum by Teacher | https://forms.gle/kLVTKDw8X62Gw7Ep7 |
| D | Feedback on Curriculum by Employer | https://forms.gle/1bHCXwmJU1eGTHgZ7 |

Feedback Analysis:

| Sr. No. | Feedback Category | Total numbers of response recorded | Average Opinions of Answer in Percentage |
|---------|--------------------|------------------------------------|--|
| 1 | Students' Feedback | 900 | 80.53% |
| 2 | Alumni Feedback | 113 | 90.93% |
| 3 | Teachers' Feedback | 33 | 89.67% |
| 4 | Employer Feedback | 12 | 91.66% |

Scale of Opinion of Stakeholders (Students, Alumni, Teachers and Employers)

| A | B | C | D |
|--------|-------|-------|--------------|
| 100-80 | 79-60 | 59-40 | Less than 40 |

Average Rating of All Stakeholders Feedback Response found to be 95.34%

Scale of Opinion of All Stakeholders found to be at Rank A (100 - 80).

Analysis Report on Students' Feedback

[Academic Year: 2022-23]



Feedback was collected from the students about the various aspects such as, curriculum, facilities available, quality of teaching by feedback committee under the guidance of IQAC. Total 900 students responded through online process. Following are the findings of the feedback collected and analysis of the same.

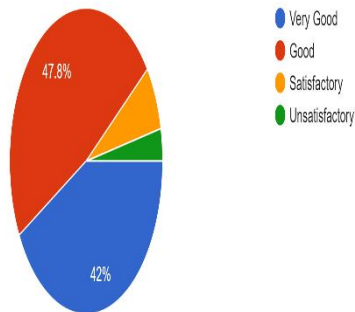
| Que No. | Suggestions by Stakeholders | Opinion of Students in Percentage | | | | Scale of Opinion | % of Opinion |
|--------------------------------|--|-----------------------------------|-------|--------------|----------------|------------------|--------------|
| | | A | B | C | D | | |
| 01 | Diversity & extent of courses covered | Very Good | Good | Satisfactory | Unsatisfactory | Very Good & Good | 89.8% |
| | | 42% | 47.8% | 6.8% | 3.4% | | |
| 02 | Whether syllabus is carrier oriented? | Very Good | Good | Satisfactory | Unsatisfactory | Very Good & Good | 85.9% |
| | | 25.9% | 60% | 12.2% | 2% | | |
| 03 | Interest generated by Teacher regarding syllabus is? | Very Good | Good | Satisfactory | Unsatisfactory | Very Good & Good | 83.5% |
| | | 41.5% | 42% | 13.2% | 3.4% | | |
| 04 | How do you rate the sequence of units in the syllabus? | Very Good | Good | Satisfactory | Unsatisfactory | Very Good & Good | 79.5% |
| | | 28.3% | 51.2% | 17.6% | 2.9% | | |
| 05 | Rate the size of syllabus in terms of load on the student? | Very Good | Good | Satisfactory | Unsatisfactory | Very Good & Good | 70.3% |
| | | 20.5% | 49.8% | 23.9% | 5.9% | | |
| 06 | How do you rate the objectives stated and relevance to the course content? | Very Good | Good | Satisfactory | Unsatisfactory | Very Good & Good | 80.5% |
| | | 23.4% | 57.1% | 17.1% | 2.4% | | |
| 07 | The internal evaluation system as it exists regarding syllabus is? | Very Good | Good | Satisfactory | Unsatisfactory | Very Good & Good | 83.4% |
| | | 29.8% | 53.6% | 13.7% | 3.1% | | |
| 08 | What is your opinion about library holdings for the syllabus of your course? | Very Good | Good | Satisfactory | Unsatisfactory | Very Good & Good | 71.4% |
| | | 29.3% | 42.4% | 16.6% | 11.7% | | |
| 09 | Suggestion if any | Recorded | | | | | |
| Average Rating = 80.53% | | | | | | | |

Graphical Representation of Students' Feedback:2022-23



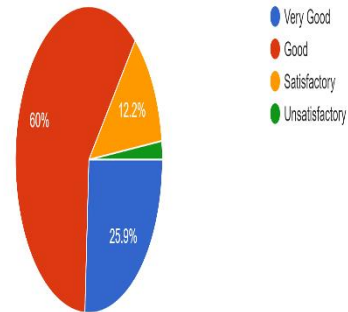
1. Depth of syllabus content is?

900 responses



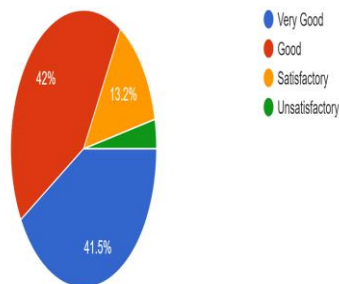
2. Whether syllabus is carrier oriented?

900 responses



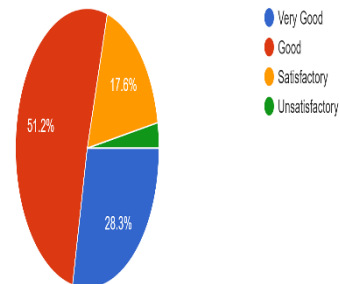
3. Interest generated by Teacher regarding syllabus is?

205 responses



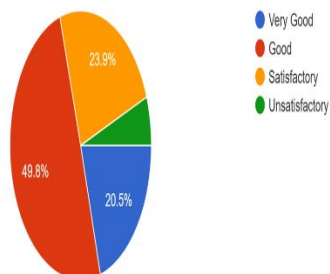
4. How do you rate the sequence of units in the syllabus?

900 responses



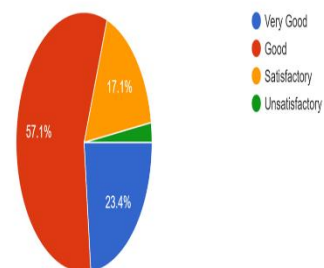
5. Rate the size of syllabus in terms of load on the student?

205 responses

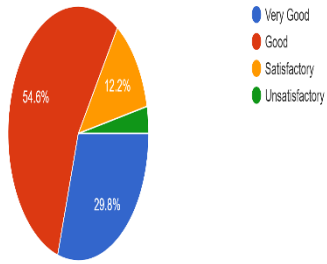


6. How do you rate the objectives stated and relevance to the course content?

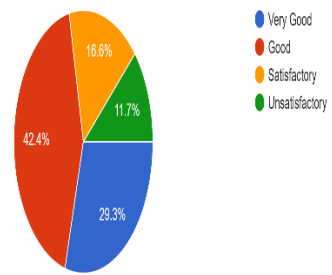
205 responses



7. The internal evaluation system as it exists regarding syllabus is?
900 responses



8. What is your opinion about library holdings for the syllabus of your course?
900 responses



Average 80.53% students responded positively on Curriculum


IQAC CO-ORDINATOR
National Senior College
Nashik - 01




PRINCIPAL
NATIONAL SENIOR COLLEGE,
Nashik...

Analysis Report on Alumni Feedback

[Academic Year: 2022-23]




Feedback was collected from the alumni about the various aspects such as, curriculum, facilities available, quality of teaching by feedback committee under the guidance of IQAC. Total **113** alumni responded through online process. Following are the findings of the feedback collected and analysis of the same.

| Que No. | Parameters | Opinion of Alumni in Percentage | | | | Scale of Opinion | % of Opinion |
|---------|---|---------------------------------|-------------|-------------|------------|------------------|--------------|
| | | A | B | C | D | | |
| 01 | Diversity & extent of courses covered | Very Good | Good | Averagee | Poor | Very Good & Good | 96.4% |
| | | 52.3 | 44.1 | 3.6 | 00 | | |
| 02 | Depth of the course content including project work, if any | Very Good | Good | Averagee | Poor | Very Good & Good | 92.9% |
| | | 55.4 | 37.5 | 5.4 | 1.8 | | |
| 03 | Employment orientation in the curriculum | Very Good | Good | Averagee | Poor | Very Good & Good | 87.5% |
| | | 44.6 | 42.9 | 8.9 | 3.6 | | |
| 04 | Topics for competitive examinations included in the syllabus | Very Good | Good | Averagee | Poor | Very Good & Good | 85.7% |
| | | 39.3 | 46.4 | 10.7 | 3.6 | | |
| 05 | Applicability/relevance to real life situations | Very Good | Good | Averagee | Poor | Very Good & Good | 91.8% |
| | | 45.0 | 46.8 | 7.2 | 0.9 | | |
| 06 | Clarity and relevance of textual reading material | Very Good | Good | Averagee | Poor | Very Good & Good | 94.7% |
| | | 56.3 | 38.4 | 3.6 | 1.8 | | |
| 07 | Extent of participatory / Experiential learning and student involvement | Very Good | Good | Averagee | Poor | Very Good & Good | 90.0% |
| | | 47.7 | 42.3 | 8.1 | 1.8 | | |
| 08 | Scope for the use of ICT | Very Good | Good | Averagee | Poor | Very Good & Good | 86.6% |
| | | 33.9 | 52.7 | 10.7 | 2.7 | | |
| 09 | Research orientation obtained during the program | Very Good | Good | Averagee | Poor | Very Good & Good | 90.2% |
| | | 42.9 | 47.3 | 7.1 | 2.7 | | |

| | | | | | | | |
|----|----------------------------|-------------------------|------|----------|------|------------------|-------|
| 10 | Overall evaluation process | Very Good | Good | Averagee | Poor | Very Good & Good | 93.5% |
| | | 59.6 | 33.9 | 3.7 | 2.8 | | |
| 11 | Suggestions if any | Recorded | | | | | |
| | | Average Rating =90.93 % | | | | | |

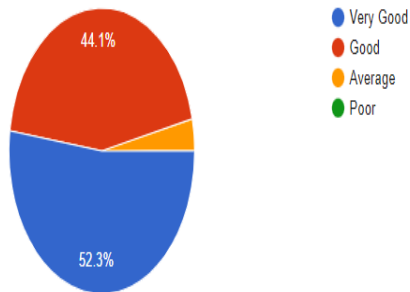


Graphical Representation of Analysis Report: 2022-23



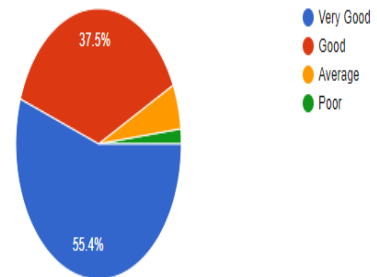
1. Diversity & extent of courses covered

111 responses



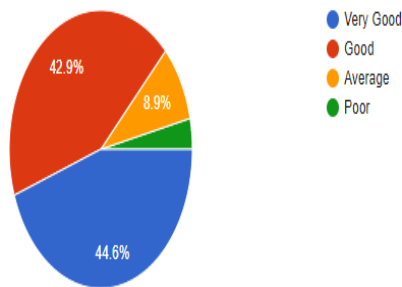
2. Depth of the course content including project work, if any

112 responses



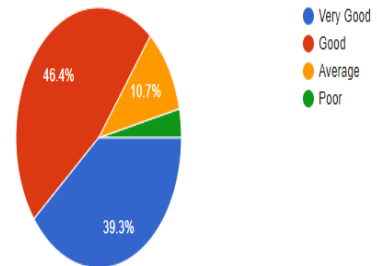
3. Employment orientation in the curriculum

112 responses



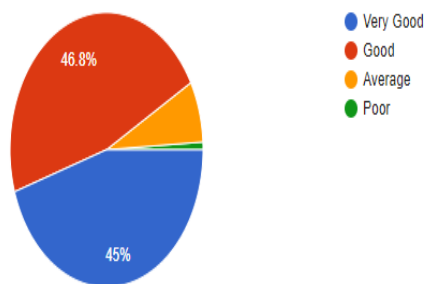
4. Topics for competitive examinations included in the syllabus

112 responses



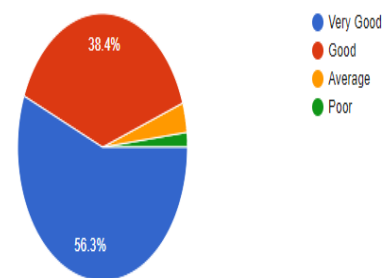
5. Applicability/relevance to real life situations

111 responses



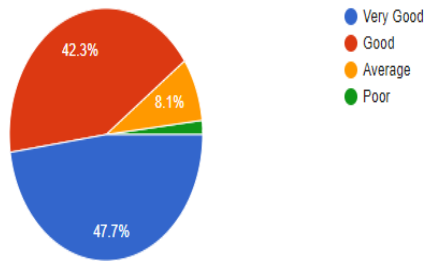
6. Clarity and relevance of textual reading material

112 responses



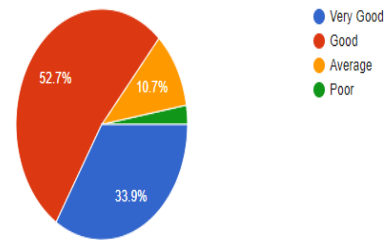
7. Extent of participatory / experiential learning and student involvement

111 responses



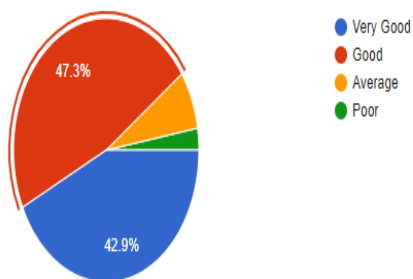
8. Scope for the use of ICT

112 responses



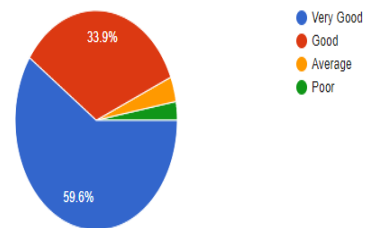
9. Research orientation obtained during the programme

112 responses



10. Overall evaluation process

109 responses



Average Rating of Alumni Feedback Response found to be at 90.93%


IQAC CO-ORDINATOR
National Senior College
Nashik - 01




PRINCIPAL
NATIONAL SENIOR COLLEGE,
Nashik.

Analysis Report on Teacher's Feedback

[Academic Year: 2022-23]



Feedback was collected from the teachers about the various aspects such as, curriculum, facilities available, quality of teaching by feedback committee under the guidance of IQAC. Total **33** teachers responded through online process. Following are the findings of the feedback collected and analysis of the same.

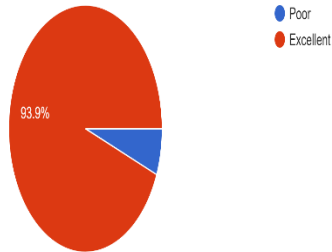
| Que No | Nature of Question | Opinions of Answer in Percentage | | Scale of Opinion | % of Opinion |
|---------------------------------|---|----------------------------------|-------|------------------|--------------|
| | | A | B | | |
| 01 | How would you rate the teaching learning process of the institute? | Excellent | Poor | Excellent | 93.9% |
| | | 93.9% | 6.1% | | |
| 02 | How would you rate the curriculum? | Excellent | Poor | Excellent | 93.9% |
| | | 93.9% | 6.1% | | |
| 03 | How would you rate the institute on usage of innovative teaching method? | Excellent | Poor | Excellent | 90.9% |
| | | 90.9% | 9.1% | | |
| 04 | How would you rate the institute on result of the institute? | Excellent | Poor | Excellent | 93.9% |
| | | 93.9% | 6.1% | | |
| 05 | How would you rate the institute on support provided for organization of & participation in co-curricular activities for students? | Excellent | Poor | Excellent | 90.9% |
| | | 90.9% | 9.1% | | |
| 06 | How would you rate the institute on support provided for organization of & participation in extra-curricular activities for students? | Excellent | Poor | Excellent | 93.9% |
| | | 93.9% | 6.1% | | |
| 07 | How would you rate the institute on conducting value added programs for students? | Excellent | Poor | Excellent | 87.9% |
| | | 87.9% | 12.1% | | |
| 08 | How would you rate the institute on interaction with industry by faculty? | Excellent | Poor | Excellent | 81.8% |
| | | 81.8% | 18.2% | | |
| 09 | How would you rate the institute on extension activities carried out for social development? | Excellent | Poor | Excellent | 84.8% |
| | | 84.8% | 15.2% | | |
| 10 | How would you rate working condition & service rules of the institute? | Excellent | Poor | Excellent | 84.8% |
| | | 84.8% | 15.2% | | |
| 11 | Suggestion if any | Recorded | | | |
| Average Rating = 89.67 % | | | | | |

Graphical Representation of Analysis Report: 2022-23



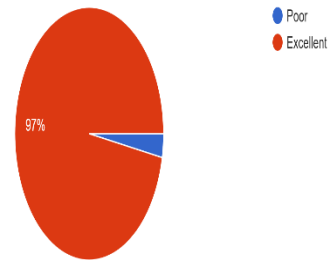
1. How would you rate the teaching learning process of the institute?

33 responses



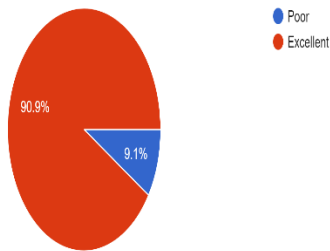
2. How would you rate the curriculum?

33 responses



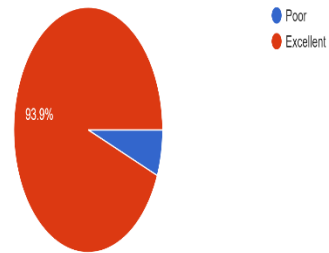
3. How would you rate the institute on usage of innovative teaching method?

33 responses



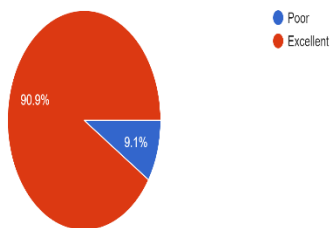
4. How would you rate the institute on result of the institute?

33 responses



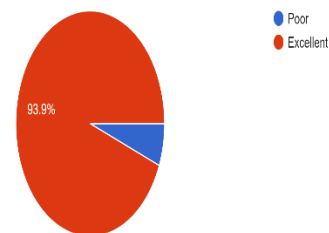
5. How would you rate the institute on support provided for organization of & participation in co-curricular activities for students?

33 responses



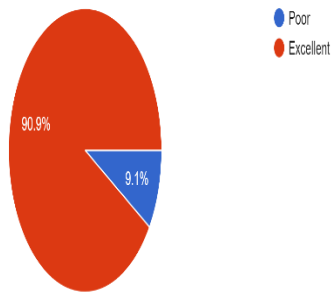
6. How would you rate the institute on support provided for organization of & participation in extra-curricular activities for students?

33 responses



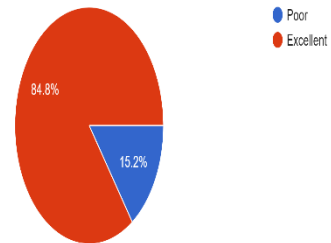
7. How would you rate the institute on conducting value added programs for students?

33 responses



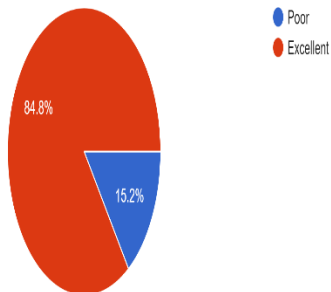
8. How would you rate the institute on interaction with industry by faculty?

33 responses



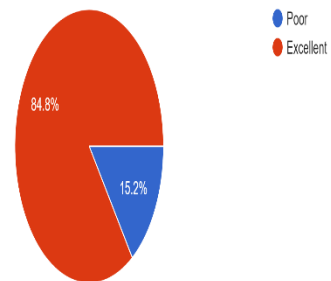
9. How would you rate the institute on extension activities carried out for social development?

33 responses



10. How would you rate working condition & service rules of the institute?

33 responses



Average Rating of Teacher Feedback Response found to be at 89.67%.



IQAC CO-ORDINATOR
National Senior College
Nashik - 01




PRINCIPAL
NATIONAL SENIOR COLLEGE,
Nashik...

Analysis Report on Employer's Feedback

[Academic Year: 2022-23]



Feedback was taken by feedback committee and the IQAC from the employers about the various aspects like curriculum, facilities etc. We have received feedback from **12** employers through online process. Following are the findings of the feedback collected and analysis of the same.

| Qus. No | Nature of Questions | Opinions of Answer in Percentage | | | | | Scale of Opinion | % of Opinion |
|---------|--|----------------------------------|-----------|-------|---------|------|--------------------------------|--------------|
| | | A | B | C | D | E | | |
| 1 | How you find our student with respect to technical skills? | Excellent | Very Good | Good | Average | Poor | Excellent Very Good Good | 100% |
| | | 50% | 33.3% | 16.7% | 0.0% | 0.0% | | |
| 2 | How you find our student with respect to Communication Skill? | Excellent | Very Good | Good | Average | Poor | Excellent Very Good Good | 100% |
| | | 33.3% | 25% | 41.7% | 0.0% | 0.0% | | |
| 3 | How you rate our student with respect to independent thinking & problem-solving ability? | Excellent | Very Good | Good | Average | Poor | Excellent Very Good | 83.3% |
| | | 41.7% | 25% | 16.7% | 16.7% | 0.0% | | |
| 4 | How you rate our student with respect to Leadership skills/ Ability to work in team? | Excellent | Very Good | Good | Average | Poor | Excellent Very Good | 83.3% |
| | | 50% | 25% | 8.3% | 16.7% | 0.0% | | |
| 5 | Rate the proficiency of our graduates to adapt to industry requirement. | Excellent | Very Good | Good | Average | Poor | Excellent Very Good Good | 91.7% |
| | | 41.7% | 33.3% | 16.7% | 8.3% | 0.0% | | |
| 6 | How do you rate our students with respect to overall performance in terms of percentage contribution to your organization? | Excellent | Very Good | Good | Average | Poor | Excellent Very Good Good | 91.7% |
| | | 41.7% | 25% | 25% | 8.3% | 0.0% | | |
| 7 | Rate the scope of syllabus in enhancing entrepreneurship skills/lifelong learning/human values and ethics. | Excellent | Very Good | Good | Average | Poor | Excellent Very Good Good | 100% |
| | | 33.3% | 33.3% | 33.3% | 0.0% | 0.0% | | |

| | | | | | | | | |
|---------------------------------|--|-----------------|--------------|--------------|--------------|-------------|--------------------------------|--------------|
| 8 | The curriculum facilitates an overall holistic development of the student? | Excellent | Very Good | Good | Average | Poor | Excellent Very Good Good | 91.7% |
| | | 41.7% | 25% | 25% | 8.3% | 0.0% | | |
| 9 | Rate the student obligation to work beyond schedule if required. | Excellent | Very Good | Good | Average | Poor | Excellent Very Good | 83.3% |
| | | 33.3% | 33.3% | 16.7% | 16.7% | 0.0% | | |
| 10 | Your detailed comments on our graduate employee | Recorded | | | | | | |
| Average Rating = 91.66 % | | | | | | | | |

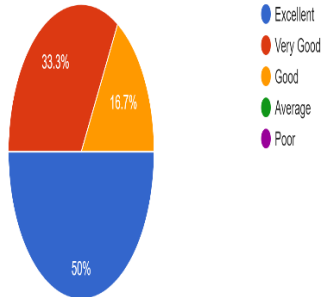


Graphical Representation of Analysis Report: 2022-23



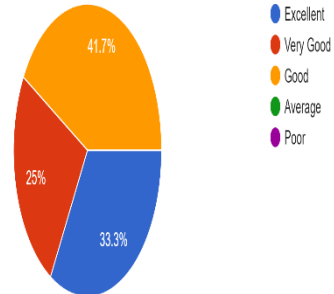
1) How you find our student with respect to Technical skills?

12 responses



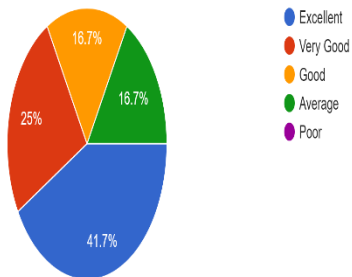
2) How you find our student with respect to Communication Skills?

12 responses



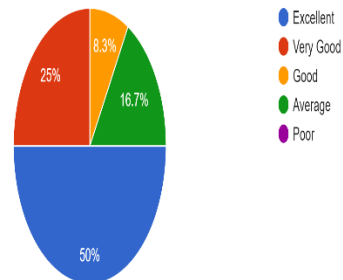
3) How you rate our student with respect to Independent thinking & problem solving ability?

12 responses



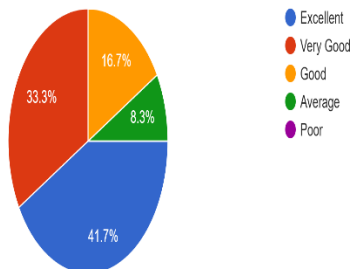
4) How you rate our student with respect to Leadership skills/ Ability to work in team?

12 responses



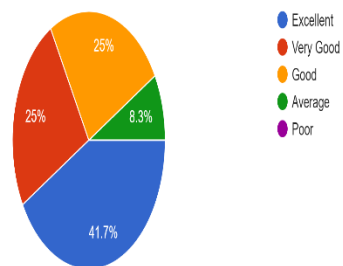
5) Rate the proficiency of our graduates to adapt to industry requirement.

12 responses



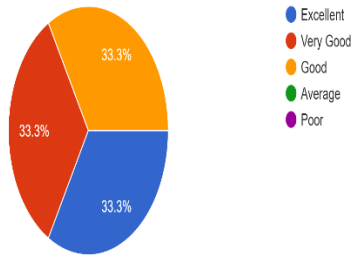
6) How do you rate our students with respect to overall performance in terms of percentage contribution to your organization?

12 responses



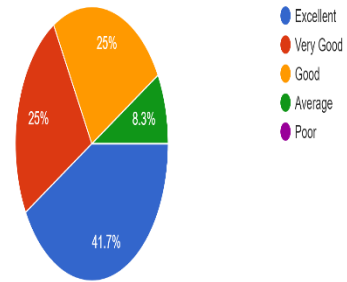
7) Rate the scope of syllabus in enhancing entrepreneurship skills/lifelong learning/human values and ethics.

12 responses



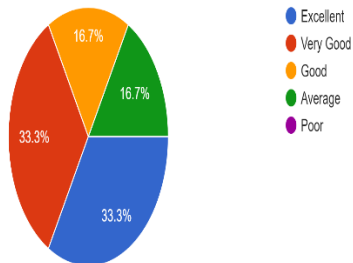
8) The curriculum facilitates an overall holistic development of the student?

12 responses



9) Rate the student obligation to work beyond schedule if required.

12 responses



Average Rating of Employers Feedback Response found to be at 91.66%


IQAC CO-ORDINATOR
National Senior College
Nashik - 01




PRINCIPAL
NATIONAL SENIOR COLLEGE,
Nashik...



FEEDBACK ON STUDENT'S CURRICULUM 2022-23

Dear Students , The purpose of this feedback on curriculum is to update the taught curriculum considering the needs and requirements for students' employability, higher studies or entrepreneurship. Kindly give your response on 10-points scale.

Student Name *

Khan Ubaid Khalilullah

Email ID

Ubaid78692@gmail.com

A) Please confirm this is the first time you answer this survey . *

Yes

No

B) Gender :

Female

Male



C) What subject area are you currently pursuing?

- Arts
- Commerce
- Science
- Bsc (computer science)
- B.B.A
- B.B.A.(CA)

Scale (1 - Very Good, 2 - Good, 3- Satisfactory, 4-Unsatisfactory)

1. Depth of syllabus content is? *

- Very Good
- Good
- Satisfactory
- Unsatisfactory

2. Whether syllabus is carrier oriented? *

- Very Good
- Good
- Satisfactory
- Unsatisfactory



3. Interest generated by Teacher regarding syllabus is? *

- Very Good
- Good
- Satisfactory
- Unsatisfactory

4. How do you rate the sequence of units in the syllabus? *

- Very Good
- Good
- Satisfactory
- Unsatisfactory

5. Rate the size of syllabus in terms of load on the student? *

- Very Good
- Good
- Satisfactory
- Unsatisfactory

6. How do you rate the objectives stated and relevance to the course content? *

- Very Good
- Good
- Satisfactory
- Unsatisfactory



7. The internal evaluation system as it exists regarding syllabus is?

- Very Good
- Good
- Satisfactory
- Unsatisfactory

8. What is your opinion about library holdings for the syllabus of your course? *

- Very Good
- Good
- Satisfactory
- Unsatisfactory

Any comments/suggestions

Scholarship Facilities should be provided



TEACHERS' FEEDBACK ON CURRICULUM

2022-23

Dear faculty members, The purpose of this feedback on curriculum is to update the taught curriculum considering the needs and requirements for students' employability, higher studies or entrepreneurship. Kindly give your response on 10-points scale. 1-refers to poor in rating and 10 indicates excellent curriculum.

Name of the Faculty: *

Asst. Prof. Reshma Shaikh

Department *

Computer Application

Courses: *

B.B.A. (CA)

Subject and paper: *

C, web technology, PHP, Python, Dot Net Framework,

Academic Year-

2022-23



Scale (1 - poor, 2 - Excellent)

1. How would you rate the teaching learning process of the institute? *

Poor

Excellent

2. How would you rate the curriculum? *

Poor

Excellent

3. How would you rate the institute on usage of innovative teaching method? *

Poor

Excellent

4. How would you rate the institute on result of the institute? *

Poor

Excellent



5. How would you rate the institute on support provided for organization of & participation in co-curricular activities for students? *

- Poor
- Excellent

6. How would you rate the institute on support provided for organization of & participation in extra-curricular activities for students? *

- Poor
- Excellent

7. How would you rate the institute on conducting value added programs for students?

- Poor
- Excellent

8. How would you rate the institute on interaction with industry by faculty? *

- Poor
- Excellent

9. How would you rate the institute on extension activities carried out for social development? *



- Poor
- Excellent

10. How would you rate working condition & service rules of the institute? *

- Poor
- Excellent

Any comments/suggestions

Your valuable suggestion to upgrade the curriculum:

Workshop / Seminar Should be conducted to promote research innovation amongst the students and Teachers

This content is neither created nor endorsed by Google.

Google Forms



ALUMNI FEEDBACK ON CURRICULUM 2022-23

Dear
Alumni,

YEWS National Senior College, Nashik that was established in **July 2007**. Being alumni of the institution, your valuable opinion and suggestions will assist us to improve our programs quality to best serve our stakeholders. Please take few minutes to respond to the short questionnaire given below

Name of Students: *

Khan Asif Hussain Zakirhusain

Gender: *

Male

Female

Contact Number: *

9579922756

Year of Passing: *

2021-2022 ▼

**Degree Completed from this Institute: ***

- Yes
- No

Occupation: *

Employee

Designation and Farms Name: *

Medical Shop

Please rate your valuable feedback on the curriculum for review of syllabus / to improve quality of program with 1- Very Good 2- Good 3-Average 4-Poor

1. Diversity & extent of courses covered *

- Very Good
- Good
- Average
- Poor

2. Depth of the course content including project work, if any *

- Very Good
- Good
- Average
- Poor



3. Employment orientation in the curriculum *

- Very Good
- Good
- Average
- Poor

4. Topics for competitive examinations included in the syllabus *

- Very Good
- Good
- Average
- Poor



5. Applicability/relevance to real life situations *

- Very Good
- Good
- Average
- Poor

6. Clarity and relevance of textual reading material *

- Very good
- Good
- Average
- Poor

7. Extent of participatory / experiential learning and student involvement *

- Very Good
- Good
- Average
- Poor



8. Scope for the use of ICT *

- Very Good
- Good
- Average
- Poor

9. Research orientation obtained during * the program

- Very Good
- Good
- Average
- Poor

10. Overall evaluation process *

- Very Good
- Good
- Average
- Poor

Suggestion if Any

Placement Camps should be organized for giving job opportunities to students



Employer Feedback on Design & Review on Curriculum 2022-23

Dear Employer,

Yews National Senior College, Nashik is established in the year **2007** with an objective of providing education to the economically, educationally and society weaker sections of the society. We seek the opinion of various stakeholders on the curriculum of the programs offered to enhance the quality and employability of its Graduates. As an important stakeholder, please provide your feedback and suggestions. It will help us to maintain the required standards of education and provide you better employees in future. Your inputs on curriculum are valuable for us.

Email *

sahanebhagwan03@gmail.com

Name of the employee *

Bhagwan Sahane

Name of the Employer *

Piyush Somani

Employer Phone / Mobile Number: *

0253 663 6500

Designation *

Senior Architect



Name of Company/Organization *

ESDS Software Solution Limited

Please rate your valuable feedback on the curriculum for review of syllabus/ to improve quality of program.

1) How you find our student with respect to Technical skills? *

- Excellent
- Very Good
- Good
- Average
- Poor

2) How you find our student with respect to Communication Skill? *

- Excellent
- Very Good
- Good
- Average
- Poor



3) How you rate our student with respect to Independent thinking & problem solving ability? *


- Excellent
- Very Good
- Good
- Average
- Poor

4) How you rate our student with respect to Leadership skills/ Ability to work in team? *

- Excellent
- Very Good
- Good
- Average
- Poor

5) Rate the proficiency of our graduates to adapt to industry requirement. *

- Excellent
- Very Good
- Good
- Average
- Poor



6) How do you rate our students with respect to overall performance in terms of percentage contribution to your organization? *


- Excellent
- Very Good
- Good
- Average
- Poor

7) Rate the scope of syllabus in enhancing entrepreneurship skills/lifelong learning/human values and ethics. *

- Excellent
- Very Good
- Good
- Average
- Poor

8) The curriculum facilitates an overall holistic development of the student? *

- Excellent
- Very Good
- Good
- Average
- Poor



9) Rate the student obligation to work beyond schedule if required. *

- Excellent
- Very Good
- Good
- Average
- Poor

Your detailed comments on our graduate employee *

Students should be give more exposure to recent trends and technology

This content is neither created nor endorsed by Google.

Google Forms