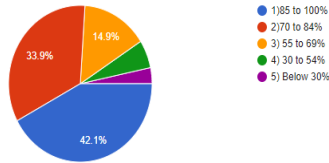


2.7 Student Satisfaction Survey

2.7.1 Online student satisfaction survey regarding teaching learning process

1) Percentage of syllabus covered in the class?

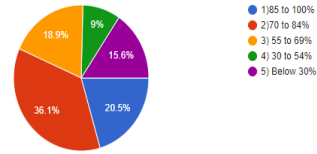
121 responses



[Copy](#)

2) Percentage of syllabus completed through ICT tools such as LCD projector and Multimedia while teaching.

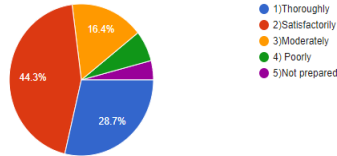
122 responses



[Copy](#)

3) How well the teachers are prepared for the classes?

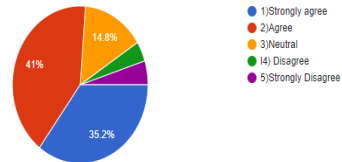
122 responses



[Copy](#)

4) IS the study material provided by the teacher is helpful?

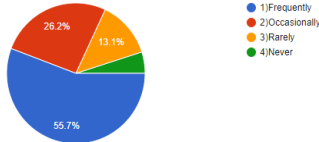
122 responses



[Copy](#)

5) Teachers encourage students to speak up and promotes participative learning Always

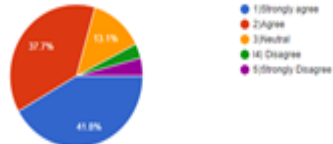
122 responses



[Copy](#)

6) Assignments, class test, quizzes and seminars are regularly conducted

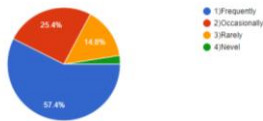
122 responses



[Copy](#)

7) Teachers show the evaluated answer books of class tests and gives constructive feedback on assignments, homework, practical and projects

122 responses



[Copy](#)

9) Teachers conduct activities to make subject matter more relevant

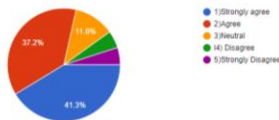
121 responses



[Copy](#)

8) Teachers communicate effectively with the students

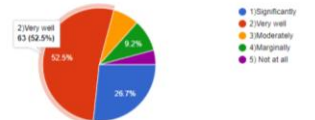
121 responses



[Copy](#)

10) Teachers are consistent and fair in maintaining discipline.

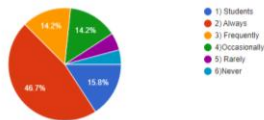
120 responses



[Copy](#)

11) Efforts are made by the teachers towards developing professional skills among the students.

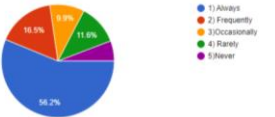
120 responses



[Copy](#)

13) College provides opportunity to participate in NSS and other extension activities.

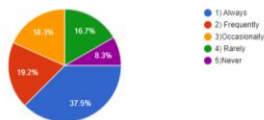
121 responses



[Copy](#)

12) Co-curricular, Extracurricular and Cultural Activities are organized by college.

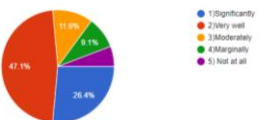
120 responses



[Copy](#)

14) The teaching and mentoring process in your institution facilitates in cognitive, social and emotional growth of students.

121 responses



[Copy](#)

